


Introductory sub-table (I)(a)

Name of the Company: **TRIVENI ENTERPRISES LTD**
 Scrip Code, Name of the scrip, class of security:
 Quarter ended: **June 30, 2012**

Partly paid-up shares:-	No. of partly paid-up shares	As a % of total no. of partly paid-up shares	As a % of total no. of shares of the company
Held by promoter/promoter group	NIL	NIL	NIL
Held by public	NIL	NIL	NIL
Total	NIL	NIL	NIL
Outstanding convertible securities:-	No. of outstanding securities	As a % of total no. of outstanding convertible securities	As a % of total no. of shares of the company, assuming full conversion of the convertible securities
Held by promoter/promoter group	NIL	NIL	NIL
Held by public	NIL	NIL	NIL
Total	NIL	NIL	NIL
Warrants:-	No. of warrants	As a % of total no. of warrants	As a % of total no. of shares of the company, assuming full conversion of warrants
Held by promoter/promoter group	NIL	NIL	NIL
Held by public	NIL	NIL	NIL
Total	NIL	NIL	NIL
Total paid-up capital of the company, assuming full conversion of warrants and convertible securities		249000	


For TRIVENI ENTERPRISES LIMITED

8




Statement Showing Shareholding Pattern

Statement Showing Shareholding Pattern								
Category code	Category of Shareholder	Number of Shareholders	Table (I)(a)		Total shareholding as a percentage of total number of shares		Shares Pledged or otherwise encumbered	
			Total number of shares	Number of shares held in dematerialized form	As a percentage of (A+B) ¹	As a percentage of (A+B+C)	Number of shares	As a percentage
			(iii)	(iv)	(v)	(vi)	(vii)	(viii)
(A)	Shareholding of Promoter and Promoter Group²							
1	Indian							
(a)	Individuals/ Hindu Undivided Family	3	37300	0	14.97	14.97	0	0.00
(b)	Central Government/ State Government(s)	0	0	0	0.00	0.00	0	0.00
(c)	Bodies Corporate	0	0	0	0.00	0.00	0	0.00
(d)	Financial Institutions/ Banks	0	0	0	0.00	0.00	0	0.00
(e)	Any Others(Specify)	0	0	0	0.00	0.00	0	0.00
	Sub Total(A)(1)	3	37300	0	14.97	14.97	0	0
2	Foreign							
a	Individuals (Non-Residents Individuals/ Foreign Individuals)	0	0	0	0.00	0.00	0	0.00
b	Bodies Corporate	0	0	0	0.00	0.00	0	0.00
c	Institutions	0	0	0	0.00	0.00	0	0.00
d	Qualified Foreign Investor	0	0	0	0.00	0.00	0	0.00
e	Any Others(Specify)	0	0	0	0.00	0.00	0	0.00
	Sub Total(A)(2)	0	0	0	0	0	0	0
	Total Shareholding of Promoter and Promoter Group (A)= (A)(1)+(A)(2)	3	37300	0	14.97	14.97	0	0
(B)	Public shareholding							
1	Institutions							
(a)	Mutual Funds/ UTI	0	0	0	0.00	0.00	0	0.00
(b)	Financial Institutions/ Banks	0	0	0	0.00	0.00	0	0.00
(c)	Central Government/ State Government(s)	0	0	0	0.00	0.00	0	0.00
(d)	Venture Capital Funds	0	0	0	0.00	0.00	0	0.00
(e)	Insurance Companies	0	0	0	0.00	0.00	0	0.00
(f)	Foreign Institutional Investors	0	0	0	0.00	0.00	0	0.00
(g)	Foreign Venture Capital Investors	0	0	0	0.00	0.00	0	0.00
(h)	Qualified Foreign Investor	0	0	0	0.00	0.00	0	0.00
(i)	Any Other (specify)	0	0	0	0.00	0.00	0	0.00
	Sub-Total (B)(1)	0	0	0	0.00	0.00	0	0.00
B 2	Non-institutions							
(a)	Bodies Corporate							
(b)	Individuals							
I	Individuals -i. Individual shareholders holding nominal share capital up to Rs 1 lakh	44	199500	0	80.14	80.14	0	0.00
II	ii. Individual shareholders holding nominal share capital in excess of Rs. 1 lakh.	1	12200	0	4.89	4.89	0	0.00
(c)	Qualified Foreign Investor	0	0	0	0.00	0.00	0	0.00
(d)	Any Other (specify)	0	0	0	0.00	0.00	0	0.00
	Sub-Total (B)(2)	45	211700	0	85.03	85.03	0	0.00




(B)	Total Public Shareholding (B)= (B)(1)+(B)(2)	45	211700	0	85.03	85.03	0	0.00
	TOTAL (A)+(B)	48	249000	0	100	100	0	0
(C)	Shares held by Custodians and against which Depository Receipts have been issued							
1	Promoter and Promoter Group	0	0	0	0.00	0.00	0	0.00
2	Public	0	0	0	0.00	0.00	0	0.00
	Sub-Total (C)	0	0	0	0.00	0.00	0	0
	GRAND TOTAL (A)+(B)+(C)	48	249000	0	100.00	100.00	0	0.00



(I)(b) Statement showing holding of securities (including shares, warrants, convertible securities) of persons belonging to the category "Promoter and Promoter Group"

Sr. No.	Name of the shareholder	Details of Shares held			Encumbered shares (*)			Details of warrants			Details of convertible securities		Total shares (including underlying shares assuming full conversion of warrants and convertible securities) as a % of diluted share capital
		Number of shares held	As a % of grand total (A)+(B)+(C)	Number of shares held	As a percentage (D)/(E)*100	As a % of grand total (A)+(B)+(C) of sub-clause (1)(a)	Number of warrants held	As a % total number of warrants of the same class	Number of convertible securities held	As a % total number of convertible securities of the same class			
(i)	(ii)	(iii)	(iv)	(v)	(vi)	(vii)	(viii)	(ix)	(x)	(xi)	(xii)		
1	Megha Jain	15000	6.02	0	0	0	0	0	0	0	0	15000	
2	Mayank Jain	15000	6.02	0	0	0	0	0	0	0	0	15000	
3	Vinod Kumar Jain	7300	2.93	0	0	0	0	0	0	0	0	7300	
TOTAL		37300	14.97	0	0	0	0	0	0	0	0	37300	

(*) The term "encumbrance" has the same meaning as assigned to it in regulation 28(3) of the SAST Regulations, 2011



(D)(c)(i) Statement showing holding of securities (including shares, warrants, convertible securities) of persons belonging to the category "Public" and holding more than 1% of the total number of shares


Sr. No.	Name of the shareholder	Number of shares held	Shares as a percentage of total number of shares {i.e., Grand Total (A)+(B)+(C) indicated in Statement at para (D)(a) above}	Details of warrants		Details of convertible securities		Total shares (including underlying shares assuming full conversion of warrants and convertible securities) as a % of diluted share capital
				Number of warrants held	As a % total number of warrants of the same class	Number of convertible securities held	% w.r.t total number of convertible securities of the same class	
1	Dinesh Rawat	12200	4.89	NIL	NIL	NIL	NIL	12200
2	Pramod Kumar Gupta	10000	4.01	NIL	NIL	NIL	NIL	10000
3	Teetaben Mahendrabhai	7400	2.97	NIL	NIL	NIL	NIL	7400
4	Ashwin vinubhai Bhavsar	7000	2.80	NIL	NIL	NIL	NIL	7000
5	Anup Pavan Bhai Sharma	7000	2.80	NIL	NIL	NIL	NIL	7000
6	Rakesh vinubahi Bhavsar	6500	2.61	NIL	NIL	NIL	NIL	6500
7	Hemant Thakur	6500	2.61	NIL	NIL	NIL	NIL	6500
8	Shitalben manoj bhasker	6200	2.48	NIL	NIL	NIL	NIL	6200
9	Rakesh Ramanial Shah	6200	2.48	NIL	NIL	NIL	NIL	6200
10	Amrit Majee	6200	2.48	NIL	NIL	NIL	NIL	6200
11	Sushma Godiyal	6200	2.48	NIL	NIL	NIL	NIL	6200
12	Vimodi	6200	2.48	NIL	NIL	NIL	NIL	6200
13	Manoj Vinubhai Bhavsar	6000	2.40	NIL	NIL	NIL	NIL	6000
14	Mayur Rasiklal shah	6000	2.40	NIL	NIL	NIL	NIL	6000
15	Parul Mayur shah	6000	2.40	NIL	NIL	NIL	NIL	6000
16	Vibahben Ramlal shah	6000	2.40	NIL	NIL	NIL	NIL	6000
17	Vandana Majee	6000	2.40	NIL	NIL	NIL	NIL	6000
18	Virender Godiyal	6000	2.40	NIL	NIL	NIL	NIL	6000
19	Rakesh Sharma	6000	2.40	NIL	NIL	NIL	NIL	6000
20	Ilaben Rakesh bhavsar	5700	2.28	NIL	NIL	NIL	NIL	5700
21	Sonal Ashwin bhavsar	5200	2.08	NIL	NIL	NIL	NIL	5200
22	Mukesh Pawanbhai Sharma	5200	2.08	NIL	NIL	NIL	NIL	5200



23	Chauhan Mahendra Malabhai	4800	1.92	NIL	NIL	NIL	NIL	4800
24	Mahendra Kumar Otwar	4200	1.68	NIL	NIL	NIL	NIL	4200
25	Ashok Mahajan	4000	1.60	NIL	NIL	NIL	NIL	4000
26	Shashi Bala Mahajan	4000	1.60	NIL	NIL	NIL	NIL	4000
27	Savita Ram Dasgaovikar	4000	1.60	NIL	NIL	NIL	NIL	4000
28	Aruna Dasgaovikar	4000	1.60	NIL	NIL	NIL	NIL	4000
29	Bhanu Pratap Thakur	4000	1.60	NIL	NIL	NIL	NIL	4000
30	Asha Devi Thakur	4000	1.60	NIL	NIL	NIL	NIL	4000
31	Tilak Raj Otwar	4000	1.60	NIL	NIL	NIL	NIL	4000
32	Lavanya Sri Nivas Medi Polly	3200	1.28	NIL	NIL	NIL	NIL	3200
33	Prakash Narsaiya Medi Polly	3200	1.28	NIL	NIL	NIL	NIL	3200
34	Lalita Prakash Medi Polly	3000	1.20	NIL	NIL	NIL	NIL	3000
35	Anusuiya Narsaiya Medi Polly	3000	1.20	NIL	NIL	NIL	NIL	3000
	Total	195100	78.09					195100

(D)(c)(ii) Statement showing holding of securities (including shares, warrants, convertible securities) of persons (together with PAC) belonging to the category "Public" and holding more than 5% of the total number of shares of the company

Sr. No.	Name(s) of the shareholder(s) and the Persons Acting in Concert (PAC) with them	Number of shares	Shares as a percentage of total number of shares {i.e., Grand Total (A)+(B)+(C) indicated in Statement at para (D)(a) above}	Details of warrants		Details of convertible securities		Total shares (including underlying shares assuming full conversion of warrants and convertible securities) as a
				Number of warrants	As a % total number of warrants of the same class	Number of convertible securities held	% w.r.t total number of convertible securities of the same class	
1	NIL	NIL	NIL	NIL	NIL	NIL	NIL	NIL
2	NIL	NIL	NIL	NIL	NIL	NIL	NIL	NIL
TOTAL		NIL	NIL	NIL	NIL	NIL	NIL	NIL



(I)(d) Statement showing details of locked-in shares

Sr. No.	Name of the shareholder	Number of locked-in shares	Locked-in shares as a percentage of total number of shares {i.e., Grand Total (A)+(B)+(C) indicated in Statement at para (I)(a) above}
1	NIL	NIL	NIL
2			
TOTAL		NIL	NIL

(II)(a) Statement showing details of Depository Receipts (DRs)

Sr. No.	Type of outstanding DR (ADRs, GDRs, SDRs, etc.)	Number of outstanding DRs	Number of shares underlying outstanding DRs	Shares underlying outstanding DRs as a percentage of total number of shares {i.e., Grand Total (A)+(B)+(C) indicated in Statement at para (I)(a) above}
1	NIL	NIL	NIL	NIL
2				
TOTAL		NIL	NIL	NIL

(II)(b) Statement showing holding of Depository Receipts (DRs), where underlying shares held by "promoter/promoter group" are in excess of 1% of the total number of shares

Sr. No.	Name of the DR Holder	Type of outstanding DR (ADRs, GDRs, SDRs, etc.)	Number of shares underlying outstanding DRs	Shares underlying outstanding DRs as a percentage of total number of shares {i.e., Grand Total (A)+(B)+(C) indicated in Statement at para (I)(a) above}
1	NIL	NIL	NIL	NIL
2				
TOTAL		NIL	NIL	NIL

