

**Introductory sub-table (I)(a)**

**Name of the Company: TRIVENI ENTERPRISES LTD**

**Scrip Code, Name of the scrip, class of security:**

**Quarter ended: June 30, 2011**


<b>Partly paid-up shares:-</b>	<b>No. of partly paid-up shares</b>	<b>As a % of total no. of partly paid-up shares</b>	<b>As a % of total no. of shares of the company</b>
Held by promoter/promoter group	NIL	NIL	NIL
Held by public	NIL	NIL	NIL
<b>Total</b>	<b>NIL</b>	<b>NIL</b>	<b>NIL</b>
<b>Outstanding convertible securities:-</b>	<b>No. of outstanding securities</b>	<b>As a % of total no. of outstanding convertible securities</b>	<b>As a % of total no. of shares of the company, assuming full conversion of the convertible securities</b>
Held by promoter/promoter group	NIL	NIL	NIL
Held by public	NIL	NIL	NIL
<b>Total</b>	<b>NIL</b>	<b>NIL</b>	<b>NIL</b>
<b>Warrants:-</b>	<b>No. of warrants</b>	<b>As a % of total no. of warrants</b>	<b>As a % of total no. of shares of the company, assuming full conversion of warrants</b>
Held by promoter/promoter group	NIL	NIL	NIL
Held by public	NIL	NIL	NIL
<b>Total</b>	<b>NIL</b>	<b>NIL</b>	<b>NIL</b>
<b>Total paid-up capital of the company, assuming full conversion of warrants and convertible securities</b>		<b>249000</b>	

**For TRIVENI ENTERPRISES LIMITED**

8




Statement Showing Shareholding Pattern								
Category code	Category of Shareholder	Number of Shareholders	Table (I)(a)		Total shareholding as a percentage of total number of shares		Shares Pledged or otherwise encumbered	
			Total number of shares	Number of shares held in dematerialized form	As a percentage of (A+B) <sup>1</sup>	As a percentage of (A+B+C)	Number of shares	As a percentage
(I)	(II)	(III)	(IV)	(V)	(VI)	(VII)	(VIII)	(IX)= (VIII)/(IV)*100
<b>(A)</b>	<b>Shareholding of Promoter and Promoter Group<sup>2</sup></b>							
<b>1</b>	<b>Indian</b>							
(a)	Individuals/ Hindu Undivided Family	3	37300	0	14.97	14.97	0	0
(b)	Central Government/ State Government(s)	0	0	0	0	0	0	0
(c)	Bodies Corporate	0	0	0	0	0	0	0
(d)	Financial Institutions/ Banks	0	0	0	0	0	0	0
(e)	Any Others(Specify)	0	0	0	0	0	0	0
	<b>Sub Total(A)(1)</b>	<b>3</b>	<b>37300</b>	<b>0</b>	<b>14.97</b>	<b>14.97</b>	<b>0</b>	<b>0</b>
<b>2</b>	<b>Foreign</b>							
a	Individuals (Non-Residents Individuals/ Foreign Individuals)	0	0	0	0	0	0	0
b	Bodies Corporate	0	0	0	0	0	0	0
c	Institutions	0	0	0	0	0	0	0
d	Any Others(Specify)	0	0	0	0	0	0	0
	<b>Sub Total(A)(2)</b>	<b>0</b>	<b>0</b>	<b>0</b>	<b>0</b>	<b>0</b>	<b>0</b>	<b>0</b>
	<b>Total Shareholding of Promoter and Promoter Group (A)= (A)(1)+(A)(2)</b>	<b>3</b>	<b>37300</b>	<b>0</b>	<b>14.97</b>	<b>14.97</b>	<b>0</b>	<b>0</b>
<b>(B)</b>	<b>Public shareholding</b>							
<b>1</b>	<b>Institutions</b>							
(a)	Mutual Funds/ UTI	0	0	0	0	0	0	0
(b)	Financial Institutions/ Banks	0	0	0	0	0	0	0
(c)	Central Government/ State Government(s)	0	0	0	0	0	0	0
(d)	Venture Capital Funds	0	0	0	0	0	0	0
(e)	Insurance Companies	0	0	0	0	0	0	0
(f)	Foreign Institutional Investors	0	0	0	0	0	0	0
(g)	Foreign Venture Capital Investors	0	0	0	0	0	0	0
(h)	Any Other (specify)	0	0	0	0	0	0	0
	<b>Sub-Total (B)(1)</b>	<b>0</b>	<b>0</b>	<b>0</b>	<b>0</b>	<b>0</b>	<b>0</b>	<b>0</b>
<b>B 2</b>	<b>Non-Institutions</b>							
(a)	Bodies Corporate	0	0	0	0	0	0	0
(b)	Individuals							
i	Individuals -i. Individual shareholders holding nominal share capital up to Rs 1 lakh	44	199500	0	80.14	80.14	0	0
ii	Individual shareholders holding nominal share capital in excess of Rs. 1 lakh.	1	12200	0	4.89	4.89	0	0
(c)	Any Other (specify)	0	0	0	0	0	0	0
	<b>Sub-Total (B)(2)</b>	<b>45</b>	<b>211700</b>	<b>0</b>	<b>85.03</b>	<b>85.03</b>	<b>0</b>	<b>0</b>
<b>(B)</b>	<b>Total Public Shareholding (B)= (B)(1)+(B)(2)</b>	<b>45</b>	<b>211700</b>	<b>0</b>	<b>85.03</b>	<b>85.03</b>	<b>0</b>	<b>0</b>
	<b>TOTAL (A)+(B)</b>	<b>48</b>	<b>249000</b>	<b>0</b>	<b>100</b>	<b>100</b>	<b>0</b>	<b>0</b>
<b>(C)</b>	<b>Shares held by Custodians and against which Depository Receipts have been issued</b>							
1	Promoter and Promoter Group	0	0	0	0	0	0	0
2	Public	0	0	0	0	0	0	0
	<b>Sub-Total (C)</b>	<b>0</b>	<b>0</b>	<b>0</b>	<b>0</b>	<b>0</b>	<b>0</b>	<b>0</b>
	<b>GRAND TOTAL (A)+(B)+(C)</b>	<b>48</b>	<b>249000</b>	<b>0</b>	<b>100</b>	<b>100</b>	<b>0</b>	<b>0</b>




(1)(b) Statement showing Shareholding of persons belonging to the category "Promoter and Promoter Group"

Sr. No.	Name of the shareholder	Total shares held		Shares pledged or otherwise encumbered		As a % of grand total (A)+(B)+(C) of sub-clause (I)(a)
		Number of shares	As a % of grand total (A) +(B) +( C)	Number	As a percentage	
(i)	(ii)	(iii)	(iv)	(v)	$(VI)=\frac{(V)}{(III)}*100$	(vii)
1	Megha Jain	15000	6.02	0	0.00	0.00
2	Mayank Jain	15000	6.02	0	0.00	0.00
3	Vinod Kumar Jain	7300	2.93	0	0.00	0.00
<b>TOTAL</b>		<b>37300</b>	<b>14.97</b>	<b>0</b>	<b>0</b>	<b>0</b>



(1)(c) Statement showing Shareholding of persons belonging to the category "Public" and holding more than 1% of the total number of shares

Sr. No.	Name of the shareholder	Number of shares	Shares as a percentage of total number of shares {i.e., Grand Total (A)+(B)+(C) indicated in Statement at para (1)(a) above}
1	Dinesh Rawat	12200	4.89
2	Pramod Kumar Gupta	10000	4.01
3	Teetaben Mahendrabhai	7400	2.97
4	Ashwin vinubhai Bhavsar	7000	2.80
5	Anup Pavan Bhai Sharma	7000	2.80
6	Rakesh vinubahi Bhavsar	6500	2.61
7	Hemant Thakur	6500	2.61
8	Shitalben manoj bhasker	6200	2.48
9	Rakesh Ramanial Shah	6200	2.48
10	Amrit Majee	6200	2.48
11	Sushma Godiyal	6200	2.48
12	Vimodi	6200	2.48
13	Manoj Vinubhai Bhavsar	6000	2.40
14	Mayur Rasiklal shah	6000	2.40
15	Parul Mayur shah	6000	2.40
16	Vibahben Ramial shah	6000	2.40
17	Vandana Majee	6000	2.40
18	Virender Godiyal	6000	2.40
19	Rakesh Sharma	6000	2.40
20	Ilaben Rakesh bhavsar	5700	2.28
21	Sonal Ashwin bhavsar	5200	2.08
22	Mukesh Pawanbhai Sharma	5200	2.08
23	Chauhan Mahendra Malabhai	4800	1.92
24	Mahendra Kumar Otwar	4200	1.68
25	Ashok Mahajan	4000	1.60
26	Shashi Bala Mahajan	4000	1.60
27	Savita Ram Dasgaovikar	4000	1.60
28	Aruna Dasgaovikar	4000	1.60
29	Bhanu Pratap Thakur	4000	1.60
30	Asha Devi Thakur	4000	1.60
31	Tilak Raj Otwar	4000	1.60
32	Lavanya Sri Nivas Medi Polly	3200	1.28
33	Prakash Narsaiya Medi Polly	3200	1.28
34	Lalita Prakash Medi Polly	3000	1.20
35	Anusuiya Narsaiya Medi Polly	3000	1.20



TOTAL	195100	78.09	



*[Handwritten signature]*

(I)(d) Statement showing details of locked-in shares

Sr. No.	Name of the shareholder	Number of locked-in shares	Locked-in shares as a percentage of total number of shares (i.e., Grand Total (A)+(B)+(C) indicated in Statement at para (I)(a) above}
1	NIL	NIL	NIL
2			
<b>TOTAL</b>		NIL	NIL

(II)(a) Statement showing details of Depository Receipts (DRs)

Sr. No.	Type of outstanding DR (ADRs, GDRs, SDRs, etc.)	Number of outstanding DRs	Number of shares underlying outstanding DRs	Shares underlying outstanding DRs as a percentage of total number of shares (i.e., Grand Total (A)+(B)+(C) indicated in Statement at para (I)(a) above}
1	NIL	NIL	NIL	NIL
2				
<b>TOTAL</b>		NIL	NIL	NIL

(II)(b) Statement showing holding of Depository Receipts (DRs), where underlying shares held by "promoter/promoter group" are in excess of 1% of the total number of shares

Sr. No.	Name of the DR Holder	Type of outstanding DR (ADRs, GDRs, SDRs, etc.)	Number of shares underlying outstanding DRs	Shares underlying outstanding DRs as a percentage of total number of shares (i.e., Grand Total (A)+(B)+(C) indicated in Statement at para (I)(a) above}
1	NIL	NIL	NIL	NIL
2				
<b>TOTAL</b>		NIL	NIL	NIL

