


Introductory sub-table (I)(a)			
Name of the Company: TRIVENI ENTERPRISES LTD			
Scrip Code, Name of the scrip, class of security:			
Quarter ended: December 31, 2013			
Partly paid-up shares:-	No. of partly paid-up shares	As a % of total no. of partly paid-up shares	As a % of total no. of shares of the company
Held by promoter/promoter group	NIL	NIL	NIL
Held by public	NIL	NIL	NIL
Total	NIL	NIL	NIL
Outstanding convertible securities:-	No. of outstanding securities	As a % of total no. of outstanding convertible securities	As a % of total no. of shares of the company, assuming full conversion of the convertible securities
Held by promoter/promoter group	NIL	NIL	NIL
Held by public	NIL	NIL	NIL
Total	NIL	NIL	NIL
Warrants:-	No. of warrants	As a % of total no. of warrants	As a % of total no. of shares of the company, assuming full conversion of warrants
Held by promoter/promoter group	NIL	NIL	NIL
Held by public	NIL	NIL	NIL
Total	NIL	NIL	NIL
Total paid-up capital of the company, assuming full conversion of warrants and convertible securities		249000	


For TRIVENI ENTERPRISES LIMITED



Statement Showing Shareholding Pattern								
Category code	Category of Shareholder	Number of Shareholders	Table (I)(a)		Total shareholding as a percentage of total number of shares		Shares Pledged or otherwise encumbered	
			Total number of shares	Number of shares held in dematerialized form	As a percentage of (A+B) ¹	As a percentage of (A+B+C)	Number of shares	As a percentage
			(iv)	(v)	(vi)	(vii)	(viii)	(ix)= (viii)/(iv)*100
(A)	Shareholding of Promoter and Promoter Group²							
1	Indian							
(a)	Individuals/ Hindu Undivided Family	3	37300	0	14.97	14.97	0	0.00
(b)	Central Government/ State Government(s)	0	0	0	0.00	0.00	0	0.00
(c)	Bodies Corporate	0	0	0	0.00	0.00	0	0.00
(d)	Financial Institutions/ Banks	0	0	0	0.00	0.00	0	0.00
(e)	Any Others(Specify)	0	0	0	0.00	0.00	0	0.00
	Sub Total(A)(1)	3	37300	0	14.97	14.97	0	0
2	Foreign							
a	Individuals (Non-Residents Individuals/ Foreign Individuals)	0	0	0	0.00	0.00	0	0.00
b	Bodies Corporate	0	0	0	0.00	0.00	0	0.00
c	Institutions	0	0	0	0.00	0.00	0	0.00
d	Qualified Foreign Investor	0	0	0	0.00	0.00	0	0.00
e	Any Others(Specify)	0	0	0	0.00	0.00	0	0.00
	Sub Total(A)(2)	0	0	0	0	0	0	0
	Total Shareholding of Promoter and Promoter Group (A)= (A)(1)+(A)(2)	3	37300	0	14.97	14.97	0	0
(B)	Public shareholding							
1	Institutions							
(a)	Mutual Funds/ UTI	0	0	0	0.00	0.00	0	0.00
(b)	Financial Institutions / Banks	0	0	0	0.00	0.00	0	0.00
(c)	Central Government/ State Government(s)	0	0	0	0.00	0.00	0	0.00
(d)	Venture Capital Funds	0	0	0	0.00	0.00	0	0.00
(e)	Insurance Companies	0	0	0	0.00	0.00	0	0.00
(f)	Foreign Institutional Investors	0	0	0	0.00	0.00	0	0.00
(g)	Foreign Venture Capital Investors	0	0	0	0.00	0.00	0	0.00
(h)	Qualified Foreign Investor	0	0	0	0.00	0.00	0	0.00
(i)	Any Other (specify)	0	0	0	0.00	0.00	0	0.00
	Sub-Total (B)(1)	0	0	0	0.00	0.00	0	0.00
B 2	Non-institutions							
(a)	Bodies Corporate							
(b)	Individuals							
I	Individuals -i. Individual shareholders holding nominal share capital up to Rs 1 lakh	514	199500	0	80.13	80.13	0	0.00
II	ii. Individual shareholders holding nominal share capital in excess of Rs. 1 lakh.	1	12200	0	4.90	4.90	0	0.00
(c)	Qualified Foreign Investor	0	0	0	0.00	0.00	0	0.00
(d)	Any Other (specify)	0	0	0	0.00	0.00	0	0.00
	Sub-Total (B)(2)	515	211700	0	85.03	85.03	0	0.00



(B)	Total Public Shareholding (B)= (B)(1)+(B)(2)	515	211700	0	85.03	85.03	0	0.00
	TOTAL (A)+(B)	518	249000	0	100.00	100.00	0	0
(C)	Shares held by Custodians and against which Depository Receipts have been issued							
1	Promoter and Promoter Group	0	0	0	0.00	0.00	0	0.00
2	Public	0	0	0	0.00	0.00	0	0.00
	Sub-Total (C)	0	0	0	0.00	0.00	0	0
	GRAND TOTAL (A)+(B)+(C)	518	249000	0	100.00	100.00	0	0.00



(1)(b) Statement showing holding of securities (including shares, warrants, convertible securities) of persons belonging to the category "Promoter and Promoter Group"


Sr. No.	Name of the shareholder	Details of Shares held		Encumbered shares (*)			Details of warrants		Details of convertible securities		Total shares (including underlying shares assuming full conversion of warrants and convertible securities) as a % of diluted share capital
		Number of shares held	As a % of grand total (A) + (B) + (C)	Number of shares held	As a percentage	As a % of grand total (A)+(B)+(C) of sub-clause (1)(a)	Number of warrants held	As a % total number of warrants of the same class	Number of convertible securities held	As a % total number of convertible securities of the same class	
(i)	(ii)	(iii)	(iv)	(v)	(vi) = (v)/(iii) * 100	(vii)	(viii)	(ix)	(x)	(xi)	
1	Megha Jain	15000	6.02	0	0	0	0	0	0	15000	
2	Mayank Jain	15000	6.02	0	0	0	0	0	0	15000	
3	Vinod Kumar Jain	7300	2.93	0	0	0	0	0	0	7300	
TOTAL		37300	14.97	0	0	0	0	0	0	37300	

(*) The term "encumbrance" has the same meaning as assigned to it in regulation 28(3) of the SAST Regulations, 2011



(I)(c)(i) Statement showing holding of securities (including shares, warrants, convertible securities) of persons belonging to the category "Public" and holding more than 1% of the total number of shares


Sr. No.	Name of the shareholder	Number of shares held	Shares as a percentage of total number of shares {i.e., Grand Total (A)+(B)+(C) indicated in Statement at para (D)(a) above}	Details of warrants		Details of convertible securities		Total shares (including underlying shares assuming full conversion of warrants and convertible securities) as a % of diluted share capital
				Number of warrants held	As a % total number of warrants of the same class	Number of convertible securities held	% w.r.t total number of convertible securities of the same class	
1	Dinesh Rawat ()	12200	4.90	NIL	NIL	NIL	NIL	12200
2	Darshak Shah	10000	4.02	NIL	NIL	NIL	NIL	10000
3	Manish Dalmia	10000	4.02	NIL	NIL	NIL	NIL	10000
4	Deepa Dalmaia	10000	4.02	NIL	NIL	NIL	NIL	10000
5	Prabha Dalmiya	10000	4.02	NIL	NIL	NIL	NIL	10000
6	Sanjukta Parta	10000	4.02	NIL	NIL	NIL	NIL	10000
7	Ashwin vinubhai Bhavsar ()	7000	2.81					7000
8	Rajesh Khanna	7000	2.81	NIL	NIL	NIL	NIL	7000
9	Bhagyashree Dhawani	6200	2.49	NIL	NIL	NIL	NIL	6200
10	Anil Sharma	6000	2.41	NIL	NIL	NIL	NIL	6000
11	Abhishek Poddar & Sandhya Po	6000	2.41	NIL	NIL	NIL	NIL	6000
12	Ashish Poddar & Manish Poddar	6000	2.41	NIL	NIL	NIL	NIL	6000
13	Manisha Poddar & Ashish Podd	6000	2.41	NIL	NIL	NIL	NIL	6000
14	Mr.Ram Autar Dalmia	6000	2.41	NIL	NIL	NIL	NIL	6000
15	Sandhya Poddar & Abhishek Po	6000	2.41	NIL	NIL	NIL	NIL	6000
16	Vandana Poddhar	6000	2.41	NIL	NIL	NIL	NIL	6000
17	Sorabh Poddar	6000	2.41	NIL	NIL	NIL	NIL	6000
18	Hemant Thakur ()	4800	1.93					4800



19	Kusum Paresh Savla	4000	1.61	NIL	NIL	NIL	NIL	4000
20	Paresh Laljibhai Savla HUF	4000	1.61	NIL	NIL	NIL	NIL	4000
21	Ram Autar Dalmia	4000	1.61	NIL	NIL	NIL	NIL	4000
22	Shailja Goel	3200	1.29	NIL	NIL	NIL	NIL	3200
23	Neelima Goel	3100	1.24	NIL	NIL	NIL	NIL	3100
24	Balkrishna N Jaju	3000	1.20	NIL	NIL	NIL	NIL	3000
25	Sandeep Saraf	3000	1.20	NIL	NIL	NIL	NIL	3000
26	Ritu Saraf	3000	1.20	NIL	NIL	NIL	NIL	3000
27	Devansh Goel	3000	1.20	NIL	NIL	NIL	NIL	3000
	Total	165500	66.47					165500

PAC) belonging to the category "Public" and holding more than 5% of the total number of shares of the company

Sr. No.	Name(s) of the shareholder(s) and the Persons Acting in Concert (PAC) with them	Number of shares	Shares as a percentage of total number of shares {i.e., Grand Total (A)+(B)+(C) indicated in Statement at para (1)(a) above}	Details of warrants		Details of convertible securities		Total shares (including underlying shares assuming full conversion of warrants and convertible securities) as a
				Number of warrants	As a % total number of warrants of the same class	Number of convertible securities held	% w.r.t total number of convertible securities of the same class	
		NIL	NIL	NIL	NIL	NIL	NIL	NIL
TOTAL		NIL	NIL	NIL	NIL	NIL	NIL	NIL



(I)(d) Statement showing details of locked-in shares

Sr. No.	Name of the shareholder	Number of locked-in shares	Locked-in shares as a percentage of total number of shares {i.e., Grand Total (A)+(B)+(C) indicated in Statement at para (I)(a) above}
1	NIL	NIL	NIL
2			
TOTAL		NIL	NIL

(II)(a) Statement showing details of Depository Receipts (DRs)

Sr. No.	Type of outstanding DR (ADRs, GDRs, SDRs, etc.)	Number of outstanding DRs	Number of shares underlying outstanding DRs	Shares underlying outstanding DRs as a percentage of total number of shares {i.e., Grand Total (A)+(B)+(C) indicated in Statement at para (I)(a) above}
1	NIL	NIL	NIL	NIL
2				
TOTAL		NIL	NIL	NIL

(II)(b) Statement showing holding of Depository Receipts (DRs), where underlying shares held by "promoter/promoter group" are in excess of 1% of the total number of shares

Sr. No.	Name of the DR Holder	Type of outstanding DR (ADRs, GDRs, SDRs, etc.)	Number of shares underlying outstanding DRs	Shares underlying outstanding DRs as a percentage of total number of shares {i.e., Grand Total (A)+(B)+(C) indicated in Statement at para (I)(a) above}
1	NIL	NIL	NIL	NIL
2				
TOTAL		NIL	NIL	NIL

